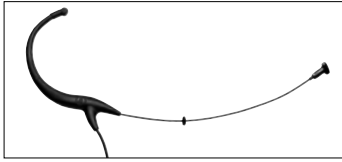


BP894 / BP894-TH

MicroSet® Cardioid Condenser Headworn Microphones

**BROADCAST
& PRODUCTION**
MICROPHONES



Features

- Industry-standard sound quality—extremely intelligible natural audio for stage/television talent, lecturers, houses of worship
- Handles high sound pressure levels with ease
- Microphone diameter of just 2.8 mm for the ultimate in low-profile, high-performance audio
- Rotating capsule housing with talk-side indicator
- Comes equipped with AT8464 Dual-Ear Microphone Mount that converts single ear-worn MicroSet to a dual-ear-worn unit for maximum stability and comfort
- Locking 4-pin microphone output connector compatible with included power module and all Audio-Technica UniPak® body-pack wireless transmitters
- UniSteep® filter provides a steep low-frequency attenuation to improve sound pickup without affecting voice quality
- Offered in black and beige (-TH) models
- Also available in wireless models (without power module) terminated for use with all Audio-Technica UniPak® wireless systems and many other manufacturers' wireless systems

BP894 Description

The BP894 is a headworn condenser microphone with an cardioid polar pattern. It is designed to provide intelligible natural audio for stage and television talent, lecturers and houses of worship.

The microphone requires 11V to 52V phantom power for operation.

The microphone includes a 1.4 m permanently attached miniature cable. Its free end connects to the provided AT8539 power module via a locking 4-pin connector. The connector is also compatible with all Audio-Technica UniPak® body-pack transmitters. The output of the power module is a 3-pin XLRM-type connector.

A recessed switch in the power module permits choice of flat response or low-frequency roll-off (via integral 80 Hz high-pass UniSteep® filter) to help control undesired ambient noise.

The microphone comes equipped with a power module, a cable clip, a dual-ear mount, two windscreens, two element covers, a moisture guard and a protective carrying case. The microphone is available in black and beige.

Wireless MicroSet® Description

The microphone is also available in a variety of wireless models, including the BP894cW. The BP894cW includes a 1.4 m permanently attached miniature cable terminated with a locking 4-pin connector for use with Audio-Technica UniPak® body-pack transmitters. Models are also available in a variety of terminations for use with many other manufacturers' wireless systems (see below). No power module or belt clip is included (or required) with the wireless models. The wireless models' dimensions, polar pattern and included accessories are otherwise identical to those of the BP894.

Avoid leaving the microphone in the open sun or in areas where temperatures exceed 43° C for extended periods. Extremely high humidity should also be avoided.

Cable Terminations

BP892cW, BP892cW-TH – Terminated with locking 4-pin connector for use with A-T UniPak® body-pack transmitters



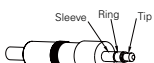
	Pin 1	Pin 2	Pin 3	Pin 4
Function	Ground / Shield	Instrument	Mic Audio	Bias + In
Wire Colour	Green	Jumper to Pin 1	Copper Colour	Red

BP892cT4, BP892cT4-TH – Terminated using TA4F-type connector



	Pin 1	Pin 2	Pin 3	Pin 4
Function	Ground / Shield	Bias + In	Mic Audio	Source Load
Wire Colour	Green	Red	Copper Colour	Jumper to Pin 3

BP892cLM3, BP892cLM3-TH – Terminated using locking 3.5 mm connector



	Sleeve	Ring	Tip
Function	Ground / Shield	Mic Audio	Bias + In
Wire Colour	Green	Copper Colour	Red

BP892cL4, BP892cL4-TH – Terminated using Lemo® connector



	Pin 1	Pin 2	Pin 3	Shell / Case
Function	N/C	N/C	Bias + In, Mic Audio	Ground / Shield
Wire Colour	Open	Open	Red	Green

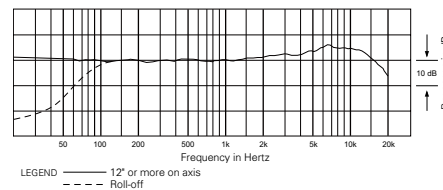
BP892c, BP892c-TH – Unterminated

Audio-Technica® is a registered trademark of Audio-Technica. Other product and company names mentioned herein may be trademarks and/or service marks of their respective owners.

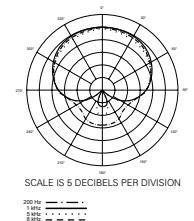
Specifications

Element	Fixed-charge back plate, permanently polarized condenser
Polar pattern	Cardioid
Frequency response	20-20,000 Hz
Low frequency roll-off	80 Hz, 18 dB/octave (wired only)
Open circuit sensitivity	-49 dB (3.5 mV) re 1V at 1 Pa
Impedance	250 ohms (wired only)
Maximum input sound level	135 dB SPL, 1 kHz at 3% T.H.D.
Dynamic range (typical)	104 dB, 1 kHz at Max SPL (wired only)
Signal-to-noise ratio	63 dB, 1 kHz at 1 Pa
Phantom power requirements	11-52V DC, 2 mA typical (wired only)
Current consumption	0.1 mA typical at 5V (wireless only)
Voltage range	2.5-11V (wireless only)
Switch	Flat, roll-off (wired only)
Weight	Microphone, boom & earpiece: 2.0 g Power module (wired only): 85 g
Dimensions	Microphone: 6.5 mm long, 2.8 mm diameter Boom: 1074 mm long, 1.09 mm diameter Power module: 97.6 mm long, 18.9 mm diameter
Output connector (power module)	Integral 3-pin XLRM-type
Cable	1.4 m long (permanently attached to microphone), 1.6 mm diameter, 2-conductor shielded cable with locking 4-pin connector (wired only)
Accessories furnished	AT8539 power module (wired only); AT8440 cable clip; AT8464 dual-ear mount; two AT8163 windscreens; moisture guard; belt clip (wired only); carrying case

frequency response: 20–20,000 Hz



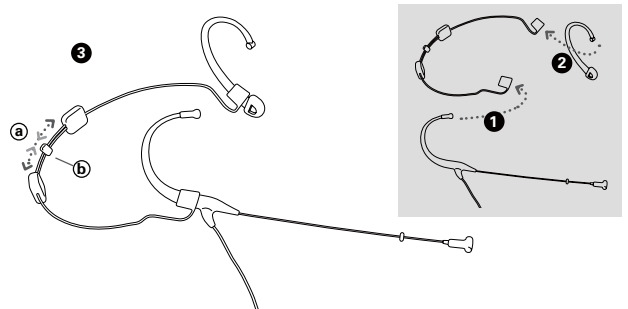
polar pattern



The included AT8464 Dual-Ear Microphone Mount allows you to convert your single ear-worn BP894 MicroSet® to a dual-ear-worn unit. The BP894 fits on either side of the Dual-Ear Microphone Mount, allowing the microphone to be worn to either the left or right of your mouth. The headband easily adjusts to fit both children and adults.

How to use the Dual-Ear Microphone Mount

1. Insert the rounded end of your BP894 ear hook into the larger opening of your Dual-Ear Microphone Mount's left or right tapered holder. Firmly seat ear hook in the tapered holder.
2. Insert the small rounded end of the additional supplied ear hook into the larger opening of your Dual-Ear Microphone Mount's remaining tapered holder. Firmly seat ear hook in the tapered holder.
3. Open the Dual-Ear Microphone Mount's adjustable behind-the-neck headband to its maximum position by pushing the headband's adjusting tabs together (a). Put the behind-the-neck headband on, hooking the ear hooks over your ears. Adjust the fit of the headband as needed, by sliding the headband's adjusting tabs until you arrive at a secure, comfortable fit (a). Attach the microphone cable to the cable clip positioned between the headband's adjusting tabs (b).

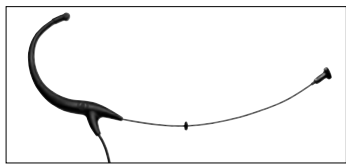


audio-technica
Machida • Tokyo • Japan

FORM No. ATGC-L0315-14-E

BP894 / BP894-TH

MicroSet® 头戴式心形指向性话筒



特点

- 以合乎业界标准的音频质量——非常清晰而自然的声音，适合于舞台或电视演出、讲学、以及宗教仪式的使用
- 能轻易地处理高声压电平的输入
- 只有2.8mm直径的收音头结构，提供极致的隐藏性和高性能的音频表现
- 设有收音方向标记的可旋转式收音头外壳
- 配备AT8464双耳式话筒挂耳架，可把只有单耳挂设置的话筒，能非常稳固而舒适地佩戴于双耳上
- 锁固式4针话筒输出端子，可配套连接有供电模组，或所有铁三角 Audio-Technica UniPak® 的盒式无线发射机
- UniSteep® 高通滤波器，提供了一个高效能的高通滤波，提低频率噪声作出衰减而无损语音的收音质量
- 备有黑色和米黄色(肤色-TH)型号
- 设有可配套铁三角 Audio-Technica UniPak® 无线话筒系统或其他厂家的无线系统的款式，输出端子可按需要而配置(不带供电模组)

BP894 介绍

BP894 头戴式电容话筒以心形指向性收音工作，提供清晰而自然的收音效果，适合于舞台或电视的演出，亦能应用于讲学及宗教仪式的场合。话筒需要以11V至52V幻象供电工作。

话筒配置有1.4米长度，幼细而固定装置的连接线，输出为锁固式4针端子，可直接连接于附属的AT8539供电模组工作，亦可配置于所有铁三角 Audio-Technica UniPak® 的盒式无线发射机中。供电模组的输出端为内置3针XLRM卡农公头。

供电模组上设置陷入手高通滤波开关，可选择设置为平直的频率响应，或于80 Hz UniSteep® 的高通滤波收音效果，以控制环境中的低频噪声。

话筒套装附设有一个供电模组、一个接线夹子、一个双耳挂架、两个防风罩、两个收音头盖盖、一个防汗水环及一个便携保护袋。而话筒备有黑色及米黄色型号选购。

MicroSet® 无线配件介绍

BP894 话筒可配置于无线系统的模式中，型号为BP894cW。该BP894cW话筒为一个1.4米线长而固定装置的话筒，并连接于铁三角 Audio-Technica UniPak® 的接头，但并不附设供电模组和腰带夹。此型号亦可用转配其他接头，应用于多个其他厂商的无线系统中使用(见下文)。无线话筒配件的大小，指向性和其他附件与BP894型号相同。

把话筒暴露于高温中可能导致输出电平逐渐及永久性减弱，应避免将话筒留在日晒的地方或长时间置于温度超过43°C的地方，而极高湿度也应避免。

接线端子

BP892cV, BP892cW-TH - 以锁固式4式针端子，使用于铁三角 A-T UniPak® 盒式无线发射机



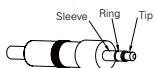
针脚1	针脚2	针脚3	针脚4
功能	地线 / 屏蔽	乐器	话筒音频
导线颜色	绿色	与针脚1 跳线	透明铜线

BP892cT4, BP892cT4-TH - 以TA4F端子



针脚1	针脚2	针脚3	针脚4
功能	地线 / 屏蔽	偏压+输入	话筒音频
导线颜色	绿色	红色	透明铜线

BP892cLM3, BP892cLM3-TH - 以锁固式3.5 mm端子



Sleeve	Ring	Tip
功能	地线 / 屏蔽	话筒音频
导线颜色	绿色	透明铜线

BP892cL4, BP892cL4-TH - 以Lemo®端子



针脚1	针脚2	针脚3	外壳
功能	空置	偏压+输入, 话筒音频	地线 / 屏蔽
导线颜色	不连接	红色	绿色

BP892c, BP892c-TH - 没有连接端子

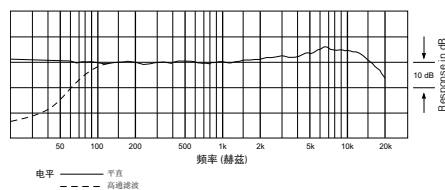
Audio-Technica® 为 Audio-Technica 铁三角公司的注册商标，而其他所提及的产品或/及公司的商标为各拥有人所拥有。

**BROADCAST
& PRODUCTION**
MICROPHONES

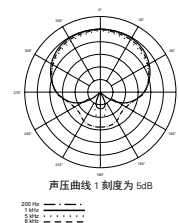
技术指标

收音头	固定充电背板, 静电型电容式
指向特性	心形指向性
频率响应	20-20,000 Hz
高通滤波	80 Hz, 18 dB/octave (有线型号)
开通灵敏度	-49 dB (3.5 mV) 以 1V 于 1 Pa
阻抗	250 欧姆 (有线型号)
高最大承受声压	135 dB 声压级, 1 kHz 于 3% T.H.D.
动态范围 (典型)	104 dB, 1 kHz 于 最高声压级 (有线型号)
讯噪比	63 dB, 1 kHz 于 1 Pa
幻象供电	直流 11-52V, 耗电 2 mA 典型 (有线型号)
耗电	0.1 mA 典型于 5V (无线型号)
电压范围	2.5-11V (无线型号)
开关	平直, 高通滤波 (有线型号)
重量	收音头, 连杆及耳挂: 2.0 克 供电模组 (有线型号): 85 克
外形尺寸	收音头: 长 6.5 mm, 直径 2.8 mm 连杆: 长 1074 mm, 直径 1.09 mm 供电模组: 长 976 mm, 直径 18.9 mm
输出端子 (供电模组)	内置式 3 针卡农公头
连接线	长 1.4 米 (固定连接于话筒), 直径 1.6 mm, 2 芯屏蔽式连线并配置 4 针锁固式端子 (有线型号)
标准配置	AT8539 供电模组及腰带夹 (有线型号); AT8440 连接线固定夹; AT8464 双耳式话筒挂架; 两个 AT8163 防风海棉; 防汗水环; 便携保护袋

频率响应: 20-20,000 Hz



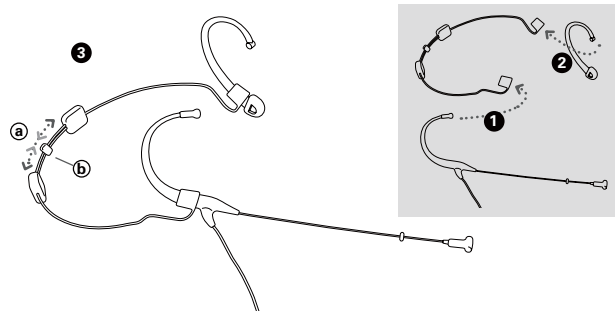
指向特性



所包含的 AT8464 双耳式话筒挂架，可以让您把单耳佩戴的 BP894 MicroSet® 转为双耳的佩戴方式。BP894 话筒可设置在双耳式挂架的任何一方，让话筒佩戴在嘴巴的左方或右方。容易调节的头带，以适应于儿童或成人使用。

如可使用双耳式话筒挂架

1. 把 BP894 的耳挂套入话筒挂架中左方或右方的套孔内，并套至最宽度的位置，耳挂需牢固地固定在挂架上。
2. 把额外提供的小型辅助耳挂套在余下的另一方套孔中，亦需套至最宽度的位置和耳挂亦需牢固地固定在挂架上。
3. 调整头环上伸缩杆，把后颈的头环张开至最大宽度 (a)。把挂架从颈项后方戴上，把左右两个耳挂挂在耳朵上，再调整头环至最舒适和最稳固的位置 (a)。把话筒连接线扣在头环中两个调整环之间的接线夹上 (b)。



audio-technica 鐵三角
Machida • Tokyo • Japan

FORM No. ATGC-L0315-14-C